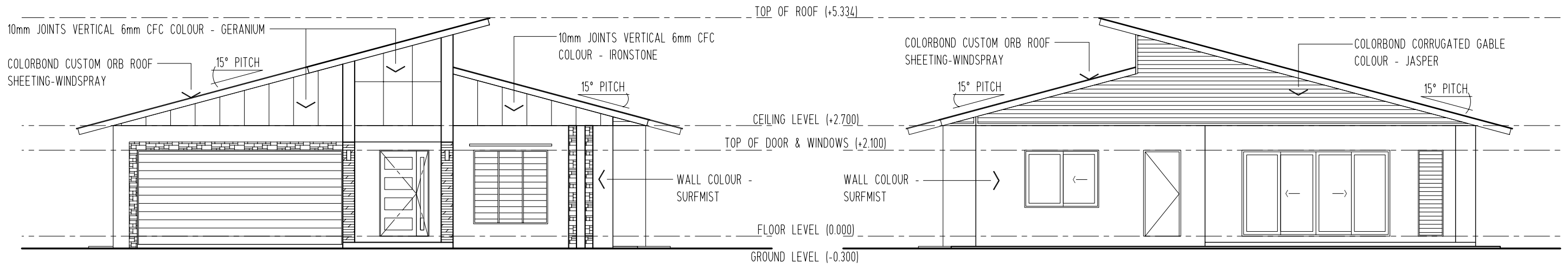




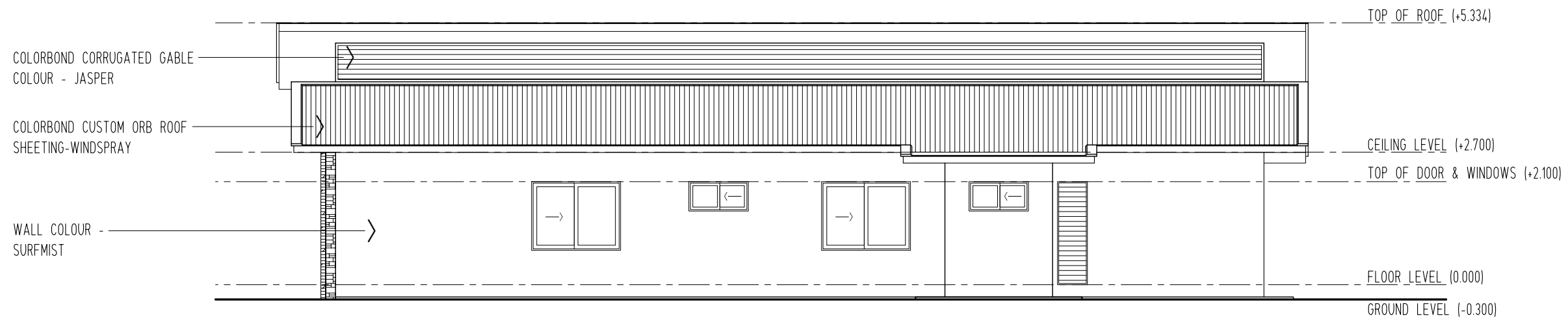
01 FLOOR PLAN KTM 03  
 05 SCALE 1:100 @ A3

FLOOR AREAS	
MAIN LIVING AREA	: 162.17 m <sup>2</sup>
GARAGE AREA	: 39.06 m <sup>2</sup>
VERANDAH AREA	: 20.46 m <sup>2</sup>
FRONT PORCH AREA	: 3.92 m <sup>2</sup>
<b>TOTAL FLOOR AREA</b>	<b>: 225.61 m<sup>2</sup></b>

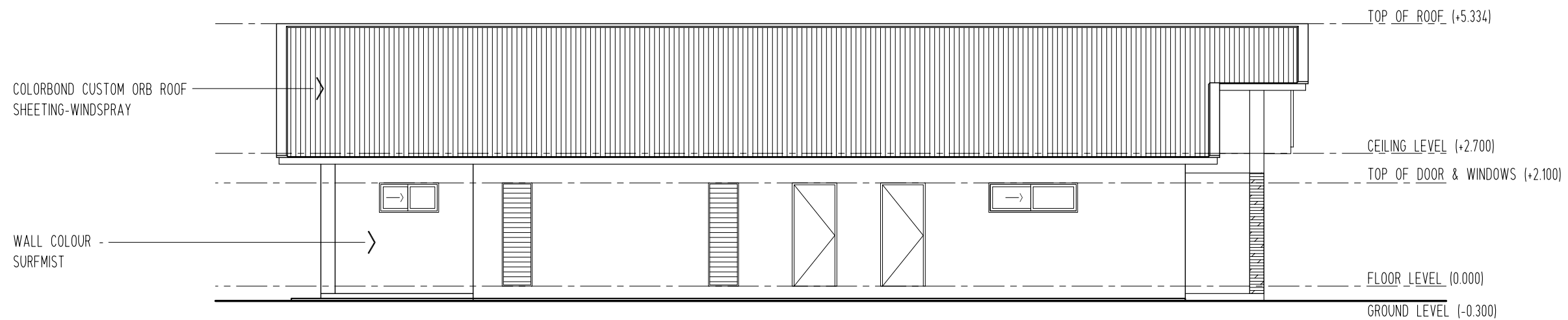


01  
05  
**ELEVATION KTM 03**  
SCALE 1:100 @A3

02  
05  
**ELEVATION KTM 03**  
SCALE 1:100 @A3



03  
05  
**ELEVATION KTM 03**  
SCALE 1:100 @A3



04  
05  
**ELEVATION KTM 03**  
SCALE 1:100 @A3